



IHLE FABRICATIONS WEAR PARTS

MADE TO FIT JOHN DEERE COMBINES

***Wear Parts** by **Ihle Fabrications, LLC** were created by farmers and made from high-quality steel. All parts are backed by our 24-Month Warranty.*

IHLE FABRICATIONS LLC®

Call us or visit our website to order.

About Us

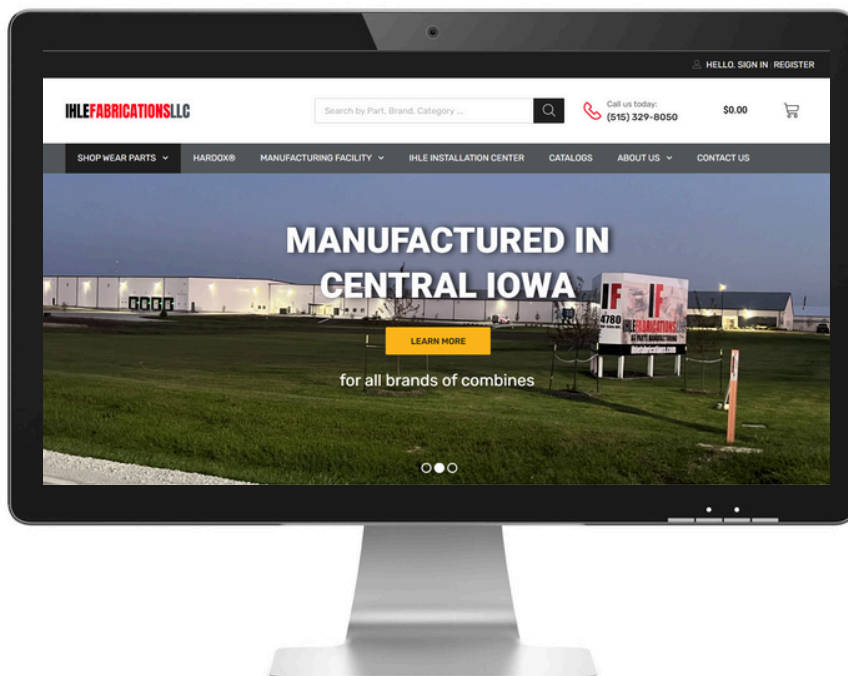


Ihle Fabrications is a farmer-built company in Polk City, IA that is a leading provider in manufacturing agriculture wear parts for combines and other equipment. Started in 2002 on a family farm, Ihle has since grown into a Certified Case IH Reman partner with over 400 implement customers, 300 ag part offerings, 55 employees and four countries in which it sells.

For more information about Ihle Fabrications, visit www.IhleFabrications.com.

Ihle Fabrications manufactures wear parts for all brands, makes and models of combines and grain tanks. To learn more about each of our parts, visit our website at www.IhleFabrications.com.

Ihle parts are made in the USA and with quality wear-resistant materials. Parts are fabricated in our 125,000-square foot manufacturing facility in Central Iowa.



How to Purchase Ihle Fabrications Wear Parts



Scan the QR Code to
start buying your
wear parts now!

BOOST EFFICIENCY & DURABILITY WITH **CUTTING-EDGE** STEEL



Harvesting environments can be very demanding, requiring heavy loads, abrasion, and harsh conditions making the choice of material used in parts essential to the performance and durability of a combine.

Wear Parts by **Ihle Fabrications, LLC** are made for farmers with high-quality steel options including Hardox®, Strenx®, and various stainless-steel grades.

HARDOX® WEAR PLATE

The unmatched strength of Hardox® is an industry leading wear-resistant steel manufactured by SSAB and its key attributes make it an excellent choice for harvesting applications.

Unmatched Strength

Allows for increased load-bearing capacity and structural integrity during intense harvesting operations with a nominal hardness of 500 HBW and a yield strength of approximately 1200 MPa.

Abrasion

Its wear-resistant properties protect combine components from wear, impact, and material loss while extending durability, reducing maintenance costs, and improving overall machine performance.

Reduced Weight

Hardox® is lighter weight than traditional steels, contributing to fuel efficiency, and increased payload capacity.

STRENX® PERFORMANCE STEEL

Strenx®, another high-strength structural steel from SSAB, offers specific benefits for combines.

Exceptional Strength

Exceptional strength of 1100 MPa, provides extraordinary structural integrity and load-bearing capabilities and provides higher resistance to bending, twisting, and other mechanical stresses experienced during harvesting operations.

Formation and Weldability

Strenx® offers ease of fabrication and repair with the ability to be welded using common methods without being affected by high strength and retaining good form.

Optimal Toughness


A minimum yield strength of 100 ksi enables it to withstand impacts and shocks inherent in the harvesting environment, ensuring reliable performance and reducing the risk of downtime due to equipment failures or component damage.

By choosing the right steel option for combine components, farmers and Dealerships can enhance productivity, reduce maintenance costs, and achieve optimal results in the field.

Feeder House Liner Kit - 3-Piece Floor Kit

Our 3-piece feeder house floor kits are available for a variety of combine models. All feeder house floor liners are made with Hardox® 450 wear plate for long lasting wear on your feeder house floor; simply weld on top of the original floor. For fitment of your specific combine, our team will need your serial number.

Ihle Part Number	Material	Model Fitment
IF2530000K	Hardox® 450	9660, 9670, 9760, 9770, 9870, S650, S660, S670, S680, S685, S690, S760, S770, S780, S785, S790, S7 700, S7 800, S7 850, S7 900




Feeder House Liner - For 9600 Series

Our feeder house floor liner, designed for the 9600 combine model. This feeder house floor is made with Hardox® 450 wear plate for long last wear on your feeder house floor, and simply plug welds to the top of the original floor.

Lines OEM AH159704

Ihle Part Number	Material	Model Fitment
IF2AH159704L	Hardox® 450	9600, 9610, 9650



Feeder Drum Wear Plate - 6-Piece Kit

Feeder drum 6-piece wear plates are designed to fit the 10" drum on an OEM and provide additional support where the feeder chain rubs and causes wear on the feeder drum.

Lines OEM AH216876

Ihle Part Number	Material	Model Fitment
IF2AH216876K	Strenx® 110	9670, 9770, 9870, S650, S660, S670, S680, S685, S690



Feeder Drum Wear Plate - 8-Piece Kit

Made with Strenx® steel, Ihle's 8-piece, 8" diameter feeder drum wear plates are designed to fit the OEM and provide additional support where the feeder chains rub and cause wear on the feeder drum. This part was built to extend the life of your feeder drum. It comes as a full kit - 4 sets of wear plates cut in half for a total of 8 pieces.

Lines OEM AXE87970 & AXE95619

Ihle Part Number	Material	Model Fitment
IF2AXE87970K	Strenx® 110	S650, S660, S670, S680, S690, S760, S770, S780, S790, S7 600, S7 700, S7 800, S7 900



Stone Trap Door Liner

The Stone Trap Door Liner is made with material that is more robust and abrasion resistant. Protect your combine's interior area with our stone trap door liner to catch stones before they enter your combine's feed section.

Lines OEM AH156157 & AXE60027

Ihle Part Number	Material	Model Fitment
IF2AH156157L	Hardox® 450	9650, 9660, 9670, 9750, 9760, 9770, 9860, 9870, 9880, S650, S660, S670, S680, S685, S690, S760, S770, S780, S785, S790, S7 600, S7 700, S7 800, S7 850, S7 900




Feeder House Stripper Plate (RH & LH)

Made with Hardox® 500 Tuf, Ihle's feeder house stripper plates are designed to replace the OEM and provide additional support in the John Deere feeder house. These parts are sold individually, but require both the right and left hand stripper plate to fully complete your repair.

Replaces OEM H224463 - RH & H224464 - LH

Ihle Part Number	Material	Model Fitment
IF2H224463	Hardox® 500 Tuf	9670, 9770, 9870, S650, S660, S670, S680, S685, S690, S760, S770, S780, S785, S790, S7 700, S7 800, S7 850, S7 900
IF2H224464	Hardox® 500 Tuf	9670, 9770, 9870, S650, S660, S670, S680, S685, S690, S760, S770, S780, S785, S790, S7 700, S7 800, S7 850, S7 900



Feed Plate Narrow Seal

This is an OEM replacement part for the John Deere S-Series and 9000-Series Combines. This feed plate narrow seal is made from stainless steel to ensure smooth grain flow over this area.

Replaces OEM H173904

Ihle Part Number	Material	Model Fitment
IF2H173904	14-Gauge Stainless Steel	9450, 9500, 9540, 9550, 9560, 9650, 9660, 9670, 9750, 9770, 9780, 9860, 9870, 9880, S650, S660, S670, S680, S685, S690, S760, S770, S780, S785, S790, S7 600, S7 700, S7 800, S7 850, S7 900



Feeder House Floor Liner

The feeder house floor liner is made from Hardox® 500 Tuf to ensure your combine can withstand the hard conditions harvest puts this area through.

Replaces OEM H174680

Ihle Part Number	Material	Model Fitment
IF2H174680	Hardox® 500 Tuf	9650, 9660, 9670, 9750, 9770, 9860, 9870, 9880, S660, S670, S680, S685, S690, S760, S770, S780, S785, S790, S7 700, S7 800, S7 850, S7 900



Feeder House Floor Liner - Left Hand Side

Built to fit the John Deere S-Series and STS-Series combines, this left side feeder house floor liner is made from Hardox® 500 Tuf to protect the original floor of your feeder house.

Replaces OEM H212186

Ihle Part Number	Material	Model Fitment
IF2H212186	Hardox® 500 Tuf	9650, 9660, 9670, 9750, 9760, 9770, 9860, 9870, 9880, S650, S660, S670, S680, S685, S690, S760, S770, S780, S785, S790, S7 600, S7 700, S7 800, S7 850, S7 900




Threshing Area

Backup Strip Discharge Accelerator Beater

Sold individually, this backup strip replaces the OEM on green combines. You can count on our replacement backup strip discharge accelerator beater to take the harshness this threshing piece needs to withstand in your combine.

Replaces OEM H165408

Ihle Part Number	Material	Model Fitment
IF2H165408	Hardox® 450	9650, 9660, 9670, 9750, 9760, 9770, 9860, 9870, S650, S660, S670, S680, S685, S690, S760, S770, S780, S785, S790, S7 600, S7 700, S7 800, S7 850, S7 900

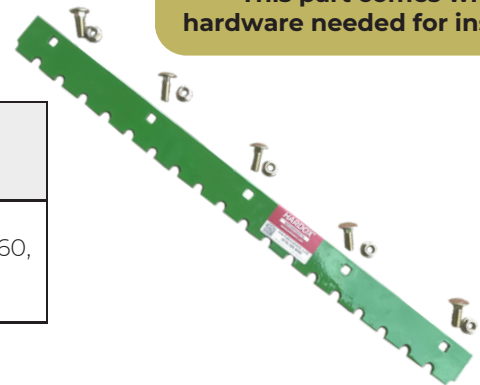


Discharge Beater Wear Strip Kit - Long

Sold individually with hardware, this discharge beater wear strip bar replaces the OEM on green combines. Each wear strip comes with 5 steel square neck carriage bolts and 5 steel serrated flange lock nuts.

Replaces OEM H236284

Ihle Part Number	Material	Model Fitment
IF2H236284K	Hardox® 500 Tuf	9670, 9770, S650, S660, S670, S760, S770, S7 600, S7 700



***This part comes with the hardware needed for installation.**

Feeder Accelerator & Discharge Beater Blade - Notched, Short

These notched wear plates are made of Hardox® 500 Tuf to fit John Deere S Series and STS Series Combines. This kit contains (1) wear plate, (2) M10 x 30 carriage bolts and (2) M10 flanged serrated nuts.

Replaces OEM H165407

Ihle Part Number	Material	Model Fitment
IF2H165407K	Hardox® 500 Tuf	9470, 9560, 9570, 9650, 9660, 9670, 9750, 9760, 9770, 9860, 9870, S540, S550, S650, S660, S670, S680, S685, S690, S760, S770, S780, S785, S790, S7 600, S7 700, S7 800, S7 850, S7 900



***This part comes with the hardware needed for installation.**

Thresher Return Auger Tube

This combine thresher return auger tube replaces the OEM to help extend the life and durability of your machine.

Replaces OEM AXE17790

Ihle Part Number	Material	Model Fitment
IF2AXE17790K	14 Gauge Mild Steel	S680, S685, S690, S780, S785, S790, S7 800, S7 850, S7 900




Threshing Separator Cover - First Section

This Ihle wear part is one of our best sellers. Our replacement rotor door cover for the threshing separator is built from Hardox® 500 Tuf, steel that is 2.5 times harder than the OEM, to enhance protection in this heavy wear area helping your combine last acre after acre.

Replaces OEM AH208967 & AH208966

Ihle Part Number	Material	Model Fitment
IF2AH208967	Hardox® 500 Tuf	9650, 9660, 9670, 9750, 9760, 9770, 9860, 9870, 9880, S650, S660, S670, S680, S685, S690, S760, S770, S780, S785, S790, S7 600, S7 700, S7 800, S7 900




Threshing Separator Cover - Second Section

This wear part is an OEM replacement of the Threshing Separator Cover. This second section is made of Hardox® 500 Tuf, giving this part a thicker shell than the OEM, helping this door to withstand the harshest harvest conditions.

Replaces OEM AXE10277 & AH233235

Ihle Part Number	Material	Model Fitment
IF2AXE10277	Hardox® 500 Tuf	S680, S685, S690, S780, S785, S790, S7 600, S7 700, S7 800, S7 850, S7 900

***This part comes with the hardware needed for installation.**



Threshing Separator Cover - Second Section - Tailings Return

This wear part is an OEM replacement of the Threshing Separator Cover. This second section is made of Hardox® 500 Tuf, giving this part a thicker shell than the OEM, helping this door to withstand the harshest harvest conditions.

Replaces OEM AH208573 & AH208575

Ihle Part Number	Material	Model Fitment
IF2AH208575	Hardox® 500 Tuf	9650, 9660, 9670, 9750, 9760, 9770, 9860, 9870, S690

***This part comes with the hardware needed for installation.**



Replaces OEM AXE24648 & AXE24647

Ihle Part Number	Material	Model Fitment
IF2AXE24648	Hardox® 500 Tuf	S650, S660, S670, S760, S770, S7 600, S7 700

***This part comes with the hardware needed for installation.**



Ihle Fabrications Parts will carry a 24-month limited warranty from date of sale (assumed to be the install date) by Ihle to customer.

Visit our website at www.IhleFabrications.com to see full warranty policy details.

Threshing Separator Cover - First Section Patch

Ihle's liner is an OEM enhancement for your Threshing Separator Cover, First Section. This patch kit for the first section of your separator cover is made of Hardox® 450. Recommended 1 to 3 patches per machine (3 will cover the entire separator cover). Simply cut this part to the size you need to cover your worn out area, or plug weld 3 on the entire cover for added protection.

Lines OEM AH208967 & AH208966

Ihle Part Number	Material	Model Fitment
IF2AH208967L	Hardox® 450	9650, 9660, 9670, 9750, 9760, 9770, 9860, 9870, 9880, S650, S660, S670, S680, S685, S690, S760, S770, S780, S785, S790, S7 600, S7 700, S7 800, S7 900



Threshing Separator Cover - Second Section Patch

This wear part is a patch for your combine's OEM Threshing Separator Cover. This second section patch kit is made of Hardox® 450 which means this door can withstand the toughest harvest conditions. Order a quantity of 3 to plug weld onto the entire separator cover, or order 1 or 2 and cut what you need to repair.

Lines OEM AXE10277, AH233235, AH208573, AH208575, AXE24648 & AXE24647

Ihle Part Number	Material	Model Fitment
IF2AXE10277L	Hardox® 450	S680, S685, S690, S780, S785, S790, S7 600, S7 700, S7 800, S7 850, S7 900




NOTES

Large Round Bar Concaves - Front

Our new Large Round Bar Concaves are built off of the OEM design for secure fitment and comparable grain quality. Including Hardox® 500 Tuf for the supports and front lip, you can expect a significant increase in wear life and dependability. The Large Round Bar has been surface hardened for an exponential wear capacity on top of the OEM capability.

Replaces OEM AXE28955

Ihle Part Number	Material	Model Fitment
IF2AXE28955	Hardox® 500 Tuf	9650, 9660, 9670, 9750, 9770, 9860, 9870, 9880, S650, S660, S670, S680, S685, S690, S760, S770, S780, S785, S790, S7 600, S7 700, S7 800, S7 900




Large Round Bar Concaves - Middle | Rear

The middle and rear Large Round Bar Concave are built off of the OEM, but with upgrades in regards to the structural support of the Large Round Bar and the consistency and dependability of production. This has been a long anticipated part, but it is now available and ready to work for you in your equipment in the field.

Replaces OEM AXE28957

Ihle Part Number	Material	Model Fitment
IF2AXE28957	Hardox® 500 Tuf	9650, 9660, 9670, 9750, 9770, 9860, 9870, 9880, S650, S660, S670, S680, S685, S690, S760, S770, S780, S785, S790, S7 600, S7 700, S7 800, S7 900




NOTES

Counter Knife Housing Pan w/ Advanced Powercast

This is a liner for your OEM counter knife housing pan.

Made of Hardox® 450, this liner will help extend the life of the residue disposal area of your combine and plug welds into place for easy installation.



Lines OEM AXE15810

Ihle Part Number	Material	Model Fitment
IF2AXE15810L	Hardox® 450	S670, S680, S685, S690, S760, S770, S780, S790

Right Hand Separator Rail Cover - Wide

Our right hand Separator Rail Cover Wide plate is made of Hardox® 450 wear steel, one of the most abrasion resistant material on the market. This part is your first section of replacement rail, helping you get more life out of your combine for less.



Replaces OEM HXE149742

Ihle Part Number	Material	Model Fitment
IF2HXE149742	Hardox® 450	S680, S685, S690, S780, S785, S790, S7 800, S7 900

Right Hand Separator Rail Cover - Narrow

The right hand separator rail cover - narrow - is the second section of rail replacement in your threshing area. The narrow plate cover is made of Hardox® 450 wear steel, one of the most abrasion resistant material on the market, allowing your combine to go further while spending less.



Replaces OEM HXE149741

Ihle Part Number	Material	Model Fitment
IF2HXE149741	Hardox® 450	S650, S660, S670, S680, S685, S690, S760, S770, S780, S785, S790, S7 600, S7 700, S7 800, S7 900

Front Bearing Angle Plate

A front angle bearing plate made to fit John Deere combines to help combat wear and grain loss in the threshing and separation section of the combine.

Replaces OEM H217348

Ihle Part Number	Material	Model Fitment
IF2H217348	Mild Steel	9650, 9660, 9670, 9750, 9760, 9770, 9860, 9870, 9880, S650, S660, S670, S680, S685, S690, S760, S770, S780, S785, S790



Auger Grain Bed Liner

Shoe Grain Supply Auger Trough Liner Kit

Sold individually, this liner simply lies on top of the OEM and rivets into place to protect your auger trough in the grain bed auger housing area of your combine. 6 liners will completely line your grain bed area.

Lines OEM AH146655

Ihle Part Number	Material	Model Fitment
IF2AH146655K	14 Gauge Stainless Steel	9400, 9410, 9450, 9500, 9510, 9550, 9560, 9650, 9660, 9780



***This part comes with the hardware needed for installation.**

Clean Grain & Return Grain

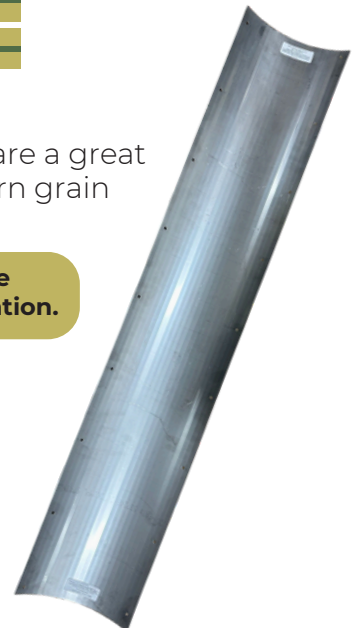
Clean Grain Trough Liner

Seeing a lot of wear or holes in the clean grain return grain system? Ihle's liners are a great option for a quick and low cost repair. Line the inside of the clean grain and return grain troughs with our stainless steel liner.

Lines OEM AXE15954 & AXE15953

Ihle Part Number	Material	Model Fitment
IF2AXE15954K	14 Gauge Stainless Steel	9785, S650, S660, S670, S680, S685, S690, S760, S770, S780, S785, S790, S7 600, S7 700, S7 800, S7 850, S7 900

***This part comes with the hardware needed for installation.**



Bubble Ups

Bubble-Up Liner Kit - Extended Length 53-1/4" x 12"

Line your bubble-up auger tube with our easy-to-install Ihle Bubble-Up Liner Kit. Simply remove the auger, slide the steel liner in place and bolt down. Get more combines through your shop without the time, expense and hassle of replacing the entire OEM tube.

***This part comes with the hardware needed for installation.**

Lines OEM AXE56594, AXE83882 & AXE83883

Ihle Part Number	Material	Model Fitment
IF2AXE56594K	12 Gauge Steel	S680, S685, S690, S780, S785, S790



Bubble-Up Liner Kit - Length 45" x 11"

If you're replacing your loading auger, you will want to add this bubble-up liner to your installation process. Give your combine added protection for the next harvest season.

***This part comes with the hardware needed for installation.**

Lines OEM AH219094, AH219093, AH211159 & AH211160

Ihle Part Number	Material	Model Fitment
IF2AH219094K	12 Gauge Steel	9650, 9660, 9750, 9760, 9860, S650, S660, S670, S760, S770



Bubble-Up Liner Kit - Length 45" x 12"

This bubble-up liner kit was made to fit the STS and S Series John Deere combines. Bubble up liners help protect your combine's auger tubes from the wear and tear of everyday harvest. Kit instructions and hardware needed for the installation are included.

***This part comes with the hardware needed for installation.**

Lines OEM AXE56593, AXE83881, AH217983 & AXE12747

Ihle Part Number	Material	Model Fitment
IF2AXE56593K	12 Gauge Steel	9770, 9870, S660, S670, S680, S685, S690, S760, S770, S780, S785, S790, S7 600, S7 700, S7 800, S7 850, S7 900



Bubble-Up Liner Kit - Length 50" x 10-3/16"

This bubble-up liner kit is easy to install and ready to ship. Help your combine by lining the auger tube with a steel slide-in liner that will extend the life of the OEM.

Lines OEM AH135563

Ihle Part Number	Material	Model Fitment
IF2AH135563K	12 Gauge Steel	9600, 9610

***This part comes with the hardware needed for installation.**



Bubble-Up Liner Kit - Length 44" x 9-7/16"

Line your combine and be prepared for more acres this fall. Simply remove the auger, slide the steel liner in place and bolt down.

Lines OEM AH135444

Ihle Part Number	Material	Model Fitment
IF2AH135444K	12 Gauge Steel	9400, 9410, 9500, 9510

***This part comes with the hardware needed for installation.**



NOTES

Augers

Extended Wear Bubble-Up Auger

This auger is made with Hardox® 500 steel flighting - a material 2.5 times stronger than the OEM for an extended wear life on this heavily relied upon combine part. Pre-balanced before shipping, and comes with Ihle's 24-month warranty, you can count on this Ihle part to keep you up and running this fall. To accommodate your combine serial number, Ihle offers 3 different models of our bubble-up auger.

Replaces OEM AH230013, AH218485 & AXE69563

Ihle Part Number	Material	Model Fitment
IF2AH230013	Hardox® 500 Tuf	9770, 9870, S660, S670, S680, S685, S690, S760, S770, S780, S785, S790, S7600, S7700, S7800, S7850, S7900
IF2AH218485	Hardox® 500 Tuf	9450, 9550, 9560, 9650, 9660, 9670, 9750, 9860, S650, S660, S670, S680, S685, S690, S760, S770
IF2AXE69563	Hardox® 500 Tuf	S660, S670, S680, S685, S690, S780, S785, S790, S7800, S7850, S7900



Chopper Outlet

Chopper Outlet Housing Liner Kit - For S-7 Series

The chopper outlet housing floor liner kit is more robust, dent and abrasive resistant. Line your chopper outlet housing with our kit. Made of 3 pieces of steel - 2 side liners and 1 large floor liner - this kit will enhance your chopper outlet wear life. Simply plug weld this part to the OEM for easy installation.

Lines OEM AXE78535

Ihle Part Number	Material	Model Fitment
IF2AXE78535K	Hardox® 450	S760, S770, S780, S790



Grain Tank Liners


Grain Tank Auger Liner - For Non STS

Line your grain tank with our easy-to-install grain tank liner kit. Built to OEM specifications, this liner rivets in and extends the life of your grain tank by covering up wear and tear, and holes to help your grain storage system work seamlessly.

Replaces OEM AH168093

Ihle Part Number	Material	Model Fitment
IF2AH168093K	14 Gauge Stainless Steel	9400, 9410, 9450, 9500, 9510, 9550, 9560, 9600, 9610, 9650, 9660

***This part comes with the hardware needed for installation.**



Grain Tank Floor Liner - For S-Series

The grain tank liners are made of stainless steel which means you do not have to worry about moisture and rotting beneath the floor of your grain tank like you would with a poly liner. Easy to install and built to extend the life of the OEM.

Lines OEM AXE56760

Ihle Part Number	Material	Model Fitment
IF2AXE56760K	14 Gauge Stainless Steel	S660, S670, S680, S685, S690, S760, S770, S780, S790

***This part comes with the hardware needed for installation.**



Ihle Fabrications Parts will carry a 24-month limited warranty from date of sale (assumed to be the install date) by Ihle to customer.

Visit our website at www.IhleFabrications.com to see full warranty policy details.

Corn Head Plates

Row Unit Frame Adjustable Deck Plate - LH

This is a left side decking plate made to fit a John Deere Corn Head. Made out of Hardox® 500 Tuf, this OEM replacement part will ensure your combine can handle harvest acre after acre.

Replaces OEM AH147773

Ihle Part Number	Material	Model Fitment
IF2AH147773	Hardox® 500 Tuf	692, 892, 90 Series



Row Unit Frame Adjustable Deck Plate - RH

This deck plate is made from Hardox® 500 Tuf, a material known for its wear-resistant properties which help protect combine components from wear, impact, and material loss. Extend your machine's durability while reducing maintenance costs and improving overall machine performance.

Replaces OEM H154270

Ihle Part Number	Material	Model Fitment
IF2H154270	Hardox® 500 Tuf	692, 892, 90 Series



Hydraulic Row Unit Plate - LH

Give your Corn Head a much needed upgrade when you add Ihle's hydraulic row unit plate. Made out of Hardox® 500 Tuf to ensure this part lasts, our corn head replacement parts will help you go the extra acres.

Replaces OEM AH232250

Ihle Part Number	Material	Model Fitment
IF2AH232250	Hardox® 500 Tuf	600 Series, CH2112, CH2208



Row Unit Snapping Plate - RH

Give your Corn Head a much needed upgrade when you add Ihle's row unit snapping plate. Made out of Hardox® 500 Tuf to ensure this part lasts, our corn head replacement parts will help you go the extra acres.

Replaces OEM H225719

Ihle Part Number	Material	Model Fitment
IF2H225719	Hardox® 500 Tuf	600 Series, CH2112, CH2208



Adjustable Snapping Plate - LH

Give your Corn Head a much needed upgrade when you add Ihle's row unit chain guide plate. Made out of Hardox® 500 Tuf to ensure this part lasts, our corn head replacement parts will help you go the extra acres.

Replaces OEM AH234656

Ihle Part Number	Material	Model Fitment
IF2AH234656	Hardox® 500 Tuf	606, 606C, 608, 608C, 608F, 612, 612FC, 616, 618, 706C, 708C, 708F, 712C, 712F, 716C, 718C, C12F, C12R, C16F, C16R, C18F, C18R, C6R, C8F, C8R



Row Unit Chain Guide Plate - RH

Give your Corn Head a much needed upgrade when you add Ihle's row unit chain guide plate. Made out of Hardox® 500 Tuf to ensure this part lasts, our corn head replacement parts will help you go the extra acres.

Replaces OEM H237437

Ihle Part Number	Material	Model Fitment
IF2H237437	Hardox® 500 Tuf	606, 606C, 608, 608C, 608F, 612, 612FC, 616, 618, 706C, 708C, 708F, 712C, 712F, 716C, 718C, C12F, C12R, C16F, C16R, C18F, C18R, C6R, C8F, C8R



Wide Spread Tailboard Twin Disk Blade

This newly launched twin disk blade manufactured by Ihle features a new design crafted from durable Hardox® 500 Tuf rather than the traditional poly material. It is made with 11 gauge steel to be as light as possible but also to offer enhanced strength and longevity. These have been tested across the Midwest with outstanding results, consisting of better spread quality, extended wear life, and compatibility with the John Deere PowerCast system. One kit includes 6 blades to complete one side.

Replaces OEM H221044 - LH

Ihle Part Number	Material	Model Fitment
IF2H221044K	Hardox® 500 Tuf	9670, 9770 9870, S660, S670, S680, S685, S690, S760, S770, S780, S785, S790, S7 600, S7 700, S7 800, S7 900




Replaces OEM H221045 - RH

Ihle Part Number	Material	Model Fitment
IF2H221045K	Hardox® 500 Tuf	9670, 9770 9870, S660, S670, S680, S685, S690, S760, S770, S780, S785, S790, S7 600, S7 700, S7 800, S7 900



Here is an example of an installation of our Twin Disk Blades at a neighboring farm. These blades were used during the 2024 soybean harvest and performed exceptionally well. There were no increases in hydraulic temperature or added strain on the system. The farmer found that operating the blades at 270 rpm provided the optimal spreading results.



SharkTooth Row Cleaner Wheel

Another new part from Ihle’s is our SharkTooth Row Cleaner Wheel. This is made with Hardox® 500 Tuf to make this one of the last parts that you will have to replace on your planter. This is made to fit the John Deere OEM, but this part also fits Case-IH, AGCO, and Yetter equipment.

Replaces OEM AA73405 | 48045752, 700733906, 2967-602

Ihle Part Number	Material	Model Fitment
IF2AA73405	Hardox® 500 Tuf	1010, 1512FX, 1516FX, 1524FX, 1700, 1705, 1715, 1720, 1720 CCS, 1725, 1725 CCS, 1725C, 1725NT, 1730, 1735, 1745, 1750, 1755, 1760, 1765, 1770, 1775, 1775NT, 1780, 1785, 1790, 1795, DB37, DB44, DB55, DB58, DB60, DB62, DB66, DB74, DB80, DB83, DB88, DB90, DB120, DR12, DR12T, DR16, DR18, DR24



COMING IN 2025!

Innovation in Manufacturing Fabrication!

Ihle Fabrications employs a dedicated team of professionals at our Central Iowa Facility, who are looking to continuously create innovative solutions to lessen grain loss and extend wear in combines.

We are committed to delivering cutting-edge solutions that are tailored to meet the evolving demands of the agricultural landscape. And with today’s economic backdrop, our parts assume greater significance, serving as an indispensable asset for farmers navigating operational challenges.

At Ihle Fabrications, we want to be your trusted ally and partner in the farming community, with a steadfast dedication to advancing agricultural productivity and sustaining affordability.

With that in mind, watch for these and other great wear parts, coming soon ...

Chopper Outlet Housing Liner - (Lines OEM AXE20855)

Auger Housing Trough Liner - (Lines OEM AH218425)

PowerFold Bubble-Up Auger - (Replaces OEM AXE69564)

Verticle Unload Auger - (Replaces OEM AXE18070)

X9 Series Bubble-Up Auger Extended Wear - (Replaces OEM AXE98758)

X9 Series Feed Plate Seal - (Replaces OEM HXE171746)

Your Investment, Our Commitment: Comprehensive Warranty Coverage

Ihle Fabrications products are made in the USA using the best materials to provide quality auger liner replacement parts. Ihle

Fabrications is a family-owned agriculture and fabrication business that stands behind our craftsmanship. Ihle offers a 24-month limited warranty on our parts. Our products are field tested under real harvest conditions, crafted from OEM specifications to ensure fit, and are built to last.



Transform Your Operations with Our Superior Wear Parts

Key Benefits of Our Wear Parts Product Line:

- Enhanced durability with high-grade steel
- 24-month industry-leading warranty
- A wide variety of products to meet your customers' needs
- New wear parts pricing is better than ever
- Inventory on hand stocked for quick availability

Areas of coverage include:

- Feeder House
- Threshing System
- Clean Grain System
- Bubble-Up Augers & Liners
- Grain Tank

Discover how our cutting-edge solutions can elevate your equipment's performance and durability, ensuring a seamless harvesting experience. Don't miss this opportunity to explore our innovative offerings and learn how they can transform your operations.



This image shows a full page of white paper with horizontal ruling lines. The lines are evenly spaced and extend across the width of the page. There are no margins, text, or other markings on the paper.



4780 NW 158th Ave. | Polk City, IA 50226

Ph: 515-329-8050

www.IhleFabrications.com